

Montana Grants and Loans Portal

User Registration

Last revised: 9/14/2023

When using the Montana Grants and Loans portal, you do not need to log into an account to browse the funding opportunities (grants and loans) available in the portal. At the time you wish to apply for a funding opportunity, you will need to log in.

The portal takes advantage of the State of Montana single sign-on solution, Okta. You will only need to create one Okta account per email address. You may have an Okta account for your personal email and you may have an Okta account for your work email. The purpose of this document is to outline how to create your Okta account for either type of email address.

If you are using a business email, you will be registering as part of that business account. If someone from your business has already create an Okta account, they will have received a registration code that you can use to add yourself as a contact within the business. If you are unsure if there is a registration code for you business, please contact the support desk at 406-444-2000.

Begin User Registration

When you are in the portal, there is a top black banner with two links on the right side of that banner. If you already have an Okta account to use, you may choose Log in. If you need to create your account, choose User Registration, as highlighted in the image below:

Montana Grants and Loans

User Registration Log in

Good morning,

Welcome to Montana Grants and Loans

Search

Popular Grant Programs

- CDBG Housing Stabilization Program (HSP) Grant
- HOME Program - Home Buyer Assistance
- Montana State Small Business Credit Initiative 2.0 Loan Participation Program (MT SSBCI 2.0 LPP)
- CDBG Community and Public Facilities
- Community Development Block Grant (CDBG) Economic Development
- CDBG Affordable Housing Development and Rehabilitation Grants

Funding Opportunities

Filters

Keyword Search

Search Keywords

- + Application Status
- + Programs
- + Funding Type

Sort by field

Montana State Small Business Credit Initiative 2.0 Loan Participation Program (MT SSBCI 2.0 LPP)

Application Status: Accepting Applications
Funding type: Loan
Application open date: 09-08-2022
Description: The MT SSBCI 2.0 Loan

Community Development Block Grant (CDBG) Planning

Application Status: No Longer Accepting Applications
Funding type: Grant
Max Award: \$50,000.00
Application open date: 06-24-2022
Expiration date: 08.01.2022

HOME Program - Home Buyer Assistance

Application Status: Accepting Applications
Funding type: Grant
Application open date: 07-01-2022
Description: HOME Investment Partnerships Program funds may be used by non-profit organizations or local governments to provide down payment and closing cost assistance to

Fill out the Register New User Form

Your first step in registering for an Okta account is to fill out the Register New User form. Here, enter your email address, which will be used as your login username, your first and last names, and your primary phone. The phone does require a country code, so remember to use +1 before your number for US numbers.

The last selection is for your purpose. This is the purpose for the account. If you are creating an account for you to use with your business / work email, select the appropriate business selection. If you work for a local government, that is considered a business for the purposes of registration. If you are applying for a funding opportunity as an individual, you would choose that you are not representing a business.

The screenshot shows the 'Register New User' form on the Montana Grants and Loans website. The form is titled 'Register New User' and includes a sub-header 'Register for a new account'. Below the title, there is a note: 'You will receive an email from donotreply@mtgov on how to complete your account setup after you submit this registration. Use the login button at the top of the portal once you complete your account setup.' The form contains several input fields: 'Email' (with 'email@example.com'), 'First Name' (with 'John'), 'Last Name' (with 'Doe'), and 'Primary phone' (with '+14061234567'). A dropdown menu is open for the purpose selection, showing options: '-- None --', 'I am not representing a business', 'I am representing a business', 'I am a Sole Proprietor', and 'I am a Proxy for the State'. The 'I am representing a business' option is highlighted. At the bottom of the form, there is a footer for 'MONTANA.GOV OFFICIAL STATE WEBSITE' with links for 'Privacy & Security' and 'Accessibility'.

Once you've selected that you are representing a business or are a Sole Proprietor, you will need either connect to an existing business or create one. If you select that someone else in your business has signed up before, you will need to provide the registration code. If you select that no one has signed up from your business, you will need to enter your business name.

This close-up shows the purpose selection dropdown menu with 'I am representing a business' selected. Below it is a question: 'Has anyone else in your business signed up before?' with a dropdown menu showing 'Yes'. Below that is a section for 'Registration Code' with a help icon. A message box states: 'If you do not have a registration code from your business, you will need to contact the individual who created the account for your business. They can find their registration code on the business profile page.' Below the message is an empty input field.

You may now complete the “I am not a robot” selection and press Submit.

Register New User

Register for a new account

You will receive an email from donotreply@mtgov on how to complete your account setup after you submit this registration. Use the login button at the top of the portal once you complete your account setup.

* Email

* First Name

* Last Name

Primary phone

* Please select an option that describes your purpose here

Has anyone else in your business signed up before?

* Business Name
This may also be your name if you are sole proprietor

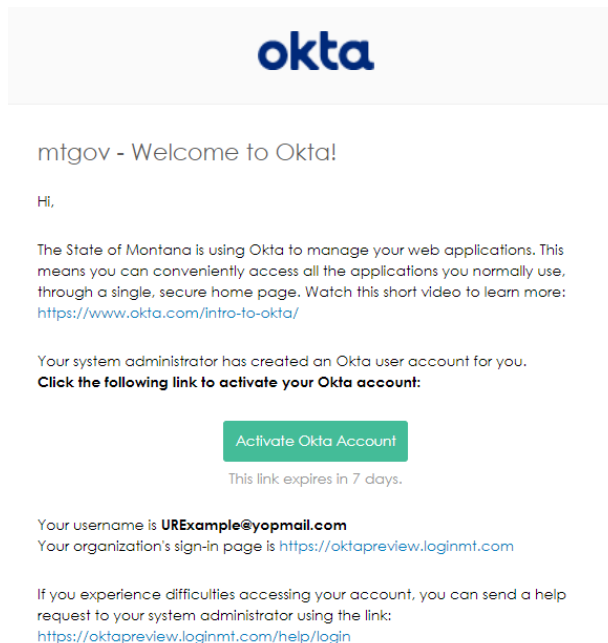
I'm not a robot

Submit

Activate your account

You will now have an email from Okta in the inbox of the corresponding email address you used for registration. If the email does not appear check your junk or spam folder. If the email does not appear, contact the Montana state helpdesk at 406-444-2000 for assistance.


Click on the button, “Activate Okta Account” which will take you to a web page to finish the registration.



Complete the Registration

When you click on the activation link, you will be taken to a page to set your password and security question/picture. When you are done with filling out the form, select the “Create My Account” button.


Welcome to mtgov, User Registration!
Create your mtgov account

 Enter new password

Password requirements:


- At least 8 characters
- A lowercase letter
- An uppercase letter
- A number
- No parts of your username
- Your password cannot be any of your last 4 passwords

Repeat new password













 Choose a forgot password question

What is the food you least liked as a child?

Answer

 Click a picture to choose a security Image

Your security Image gives you additional assurance that you are logging into Okta, and not a fraudulent website.

Registration is done

You have now completed the registration process and created an Okta account. Remember your email and password, as you will use this account for logging into other State of Montana online services.

FAQ

I created my account and now I'm not sure how to get back to the Grant and Loan system.

Go to <https://montana.servicenowservices.com/mtgl>. From now on, you won't need to register an account, you can log into the system with your Okta username and password by clicking on the Log in link in the upper right-hand corner.

I have an Okta account, but when I log in, I either get a 404 error or an error that I don't have access.

This is because your original Okta registration didn't involve the business or personal designation. Go to <https://montana.servicenowservices.com/citizen> and a pop-up screen will appear asking you to select an option that describes your purpose here. If this screen does not appear, contact the Montana state helpdesk at 406-444-2000 for assistance. Otherwise, you will be able to select your business designation and return to the <https://business.mt.gov/> and try applying again.

Someone in my business already registered but they do not know where to get the registration code.

Have the person who registered your business go to https://montana.servicenowservices.com/citizen?id=user_profile.

This is their profile page and includes account name and registration code. Have them email you the registration code.

If they are unable to find it, they can contact us at <https://business.mt.gov/Business-Assistance/Montana-State-Small-Business-Credit-Initiative-Program/Contact> for assistance.